



# JAY J3 BACK

WE'VE GOT YOUR BACK







# ADVANTAGES OF SOLID BACKS

## CLINICAL ADVANTAGES OF SOLID BACKS

- Provides postural support in optimal anatomical alignment
- Improves pressure distribution to preserve skin integrity
- Improves stability
- Improves positioning
- Improves comfort
- Improves function

## LIFESTYLE ADVANTAGES OF SOLID BACKS

- Style – sleek design
- Confidence – the user can sit tall and proud
- Comfort – the back supports the user, rather than the user having to support themselves



# RANGE

## CONTOUR & SHAPES

### FOUR CONTOUR DEPTHS

The JAY J3 Back offers 4 types of contour depths:

Shallow Contour (SC) which provides 50 mm depth, Mid Contour (MC) with 80 mm depth, Deep Contour (DC) & Mid Deep Contour (MDC) with 150 mm depth.

The MDC & DC Back is also available in an Extra Deep version with 180 mm depth.

#### Shallow Contour

Moderate lateral support

50 mm



#### Mid Contour

Medium lateral support

80 mm



#### Deep Contour

Full lateral support

150 mm



#### Mid Deep Contour

Full lateral support

150 mm



#### Deep Contour, Extra Deep

Full lateral support

180 mm



#### Mid Deep Contour, Extra Deep

Full lateral support

180 mm





# MEASUREMENTS

## WIDTH & HEIGHT

### THE J3 BACK RANGE ...

... also comes in a variety of widths and heights that are selected in accordance with trunk width and height and chair width, ensuring that the back will fit the user as well as their chair.





# RANGE HEIGHT

## FOUR LEVELS OF SUPPORT

The users can choose between 4 different levels of support depending on their functional needs and level of trunk stability.

Shoulder Height	(SH)	530-610 mm
Upper Thoracic Height	(UT)	420-500 mm
Mid Thoracic Height	(MT)	300-380 mm
Lower Thoracic Height	(LT)	170-240 mm

## THREE INDIVIDUAL HEIGHTS

Two individuals may both require support at the same location on the spine; however, due to differences in height, they still require different height backs. This is why each support height is available in 3 different individual heights.



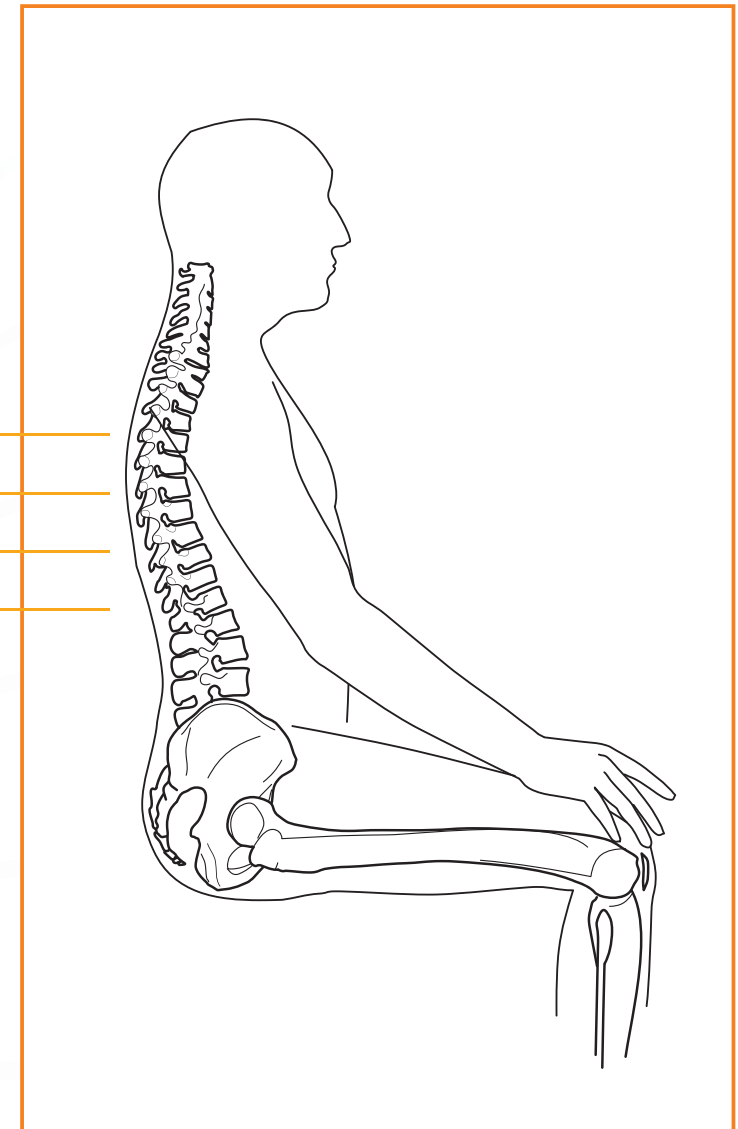
Short (S)



Medium (M)



Tall (T)



# SPINE ALIGN SYSTEM


**A SOLID BACK SHOULD REFLECT AN INDIVIDUAL'S SHAPE FOR A MAXIMUM PRESSURE DISTRIBUTION, CORRECT SUPPORT, OPTIMAL COMFORT AND FUNCTION.**

**WITH THIS IDEAL IN MIND THE J3 SPINE ALIGN POSITIONING COMPONENTS WERE DESIGNED TO DEFINE, ADJUST AND REFINE THE SHAPE OF THE J3 BACKS.**

## SPINE ALIGN POSITIONING COMPONENTS

- Provides maximum pressure distribution for skin integrity preservation
- Provides optimal support and comfort/sitting tolerance
- Infinite number of custom shapes
- Multiple evaluation kits

The spine align box contains all the necessary items to adjust the J3 Back to each individual's shape with over 32 different soft foam components. Alternatively we have 2 smaller spine align mini kits available.



# HEADRESTS & ACCESSORIES

**THE JAY J3 BACK OFFERS WHITMYER HEADRESTS AND A WIDE RANGE OF ACCESSORIES TO ENABLE OPTIMUM USER POSITIONING IN THE BACKREST.**

## **USER POSITIONING COMPONENTS**

- Whitmyer headrests
- Lateral supports
- Chest strap & Harness

**WHITMYER®**




All J3 backs that can accommodate headrests have been tested and approved for transit against relevant ISO standards



Whitmyer Cobra Cradle Pad



Whitmyer AXYS with Plush Pad



Chest strap & Harness



Swing away lateral



Fixed lateral



# MOUNTING HARDWARE

THE JAY MOUNTING HARDWARE IS EASY TO FIT, EASY TO REMOVE, COMPACT IN SIZE AND PACKED WITH ADJUSTMENTS IN WIDTH, HEIGHT, DEPTH AND ANGLE. YOU CAN EVEN ADJUST THE BACK WITH THE CLIENT IN THE CHAIR.

## COMPACT MOUNTING

**HARDWARE** – for active users, 25% lighter as the standard hardware



## HEAVY DUTY COMPACT

**MOUNTING HARDWARE** – for passive users, focused on greater stability



## MULTI-TUBING COMPATIBILITY

The JAY mounting hardware features a clamp design that fits 19 mm D-Type tubes, 25 mm & 28 mm round tubes. With only one attaching clamp that is compatible with 90% of wheelchairs in the market and no need for additional hardware, the entire ordering and fitting process is simplified.

## HARDWARE MOUNTING LOCATION

Frequently, obstructions such as towel bars and armrest receivers force clinicians, dealers and technicians to make compromises. To maximize compatibility, the unique attachment of the J3 compact mounting hardware occupies as little space as possible and mount without affecting the user's fit.



## ANGLE ADJUSTMENT

The JAY mounting hardware was designed to minimise loss of seat depth. When the J3 back is reclined the lower back position remains constant, resulting in no loss of seat depth.

## WIDTH ADJUSTMENT

Many times backs fit the chair but not the user. To address this problem the backrest was designed with 50 mm of built-in width adjustment.



# THE PERFECT FIT

## EASY TO MOUNT

With only 2 fixing points, incredible height adjustment and the multi-tubing adjustable clamps it is easy to mount around obstructions and on unconventional tubing in seconds.



## EASY TO ADJUST

Fine adjustments such as back width, height, depth and angle can all be done whilst the user is seated, ensuring a perfect fit. All adjustments can be made by using the 2 tools included in the box.


Adjusting the height and width



Adjusting the depth and angle



Adjusting the angle



# EASY TO ATTACH & RELEASE

Fitting the J3 back couldn't be easier. Simply slide into the clamps and the back will automatically fix into place. Releasing is also quick and simple. Even users with limited dexterity could release the back easily.





# THE JAY J3 BACK FAMILY RANGE

## J3 CARBON BACK

Carbon is lightweight and strong – therefore the ideal material for this backrest. Offering the same strength as aluminium (but 60 % lighter), the J3 Carbon back reduces the weight that a wheelchair user has to push, day-by-day. It will also impress with its unique and beautiful finish. An active and clean design combined with an elegant appearance.



## J3 TC BACK

The first and only wheelchair back designed to help manage your own microclimate. Too hot? Flip the switch to cool down. Too cold? Flip the switch to warm up. Evaporative cooling helps to dissipate moisture on your skin and keeps you feeling refreshed. The heating system warms throughout the back, allowing you to fully enjoy those cold winter days.





Irrtümer, Druckfehler und Änderungen vorbehalten



### **Sunrise Medical GmbH**

Kahlbachring 2-4  
69254 Malsch/HD

Tel.: +49 (0) 72 53 / 9 80-0

Fax: +49 (0) 72 53 / 9 80-222

E-Mail: [international@sunrisemedical.de](mailto:international@sunrisemedical.de)

[www.SunriseMedical.eu](http://www.SunriseMedical.eu)

For further information on the full specification, options and accessories, please refer to the order form. All information is subject to change without notification. Please consult Sunrise Medical with any queries you may have. If you are visually impaired, this document can be viewed in PDF format at [www.SunriseMedical.eu](http://www.SunriseMedical.eu).



000690961/2000/Sonnendruck/0616