

**KRYPTON F**Edition: 11.22
Valid until: 12.23
Rev. 06 22

Deliver to:

Name:

Street:

Town:

Postal code:

E-Mail:

Tel:

Fax:



Deliver to:

Name:

Street:

Town:

Postal code:

E-Mail:

Tel:

Fax:

Order date:

Purchase order:

Number required:

Marked for:

Sunrise order no:

● = Standard

□ = Cost option

./ = Price reduction

○ = No cost option

☐ Order ☐ Calculation ☐ Built 4 me (longer leadtime)

Art. no.: 77 100 001

Max. user weight:

110 kg

USER WEIGHT

kg

Mandatory information to ensure correct configuration

Base Price**KRYPTON F: STANDARD CONFIGURATION****KRYPTON F**

- Folding wheelchair
- Carbon fibre frame
- Carbon fibre crossbrace
- Adjustable backrest angle
- Adjustable COG
- Rear seat height adjustable

For more information
www.SunriseMedical.eu
© Sunrise Medical 2023

Krypton F

● = Standard ○ = No cost option □ = Cost option

CLIENT MEASUREMENTS (all measurements without cushion)

SEAT WIDTH SELECTION - in mm; measured from outside frame tube to outside frame tube

320	340	360	380	400	420	440	460
○	○	○	○	○	○	○	○

SEAT DEPTH SELECTION - in mm

340	360	380	400	420	440	460	480
○	○	○	○	○	○	○	○

FRONT SEAT HEIGHT SELECTION - in dependance of front castors, forks and frame versions

The high frame is 40 mm higher than the low frame.

		Front seat height in mm															
		Fork (length)	Frame:	430	440	450	460	470	480	490	500	510	520	530	540	550	
Front Caster	3"	111 mm	low	○	○	○											
		123 mm				○	○	○									
		Frog Leg						□	□								
		One Arm		□	□	□											
		111 mm	high					○	○	○							
		123 mm						○	○	○							
		Frog Leg								□	□						
		One Arm						□	□	□							
	4"	111 mm	low		○	○	○	○									
		123 mm				□	□	□	□								
		Frog Leg						□	□	□							
		One Arm			□	□	□	□									
		111 mm	high						○	○	○	○					
		123 mm								□	□	□	□				
		Frog Leg										□	□	□			
		One Arm							□	□	□	□					
	5"	111 mm	low				○	○	○								
		123 mm						□	□	□							
		Frog Leg							□	□	□						
		One Arm					□	□	□								
		111 mm	high								○	○	○				
		123 mm										□	□	□			
		Frog Leg											□	□	□		
		One Arm									□	□	□				
	6"	123 mm	high										□	□	□	□	

REAR SEAT HEIGHT SELECTION - in dependance of rear wheel size

The rear seat height can only be between 0 cm and 110 mm below the selected front seat height.

		Rear seat height in mm													
Rear Wheels		370	380	390	400	410	420	430	440	450	460	470	480	490	500
24"		○	○	○	○	○	○	○	○	○	○	○	○	○ ⁽¹⁾	
25"			○	○	○	○	○	○	○	○	○	○	○	○	○ ⁽¹⁾

(1): Only with lightweight COG adapter (KRF070701)

For more information
www.SunriseMedical.eu
 © Sunrise Medical 2023

Please follow this measuring method:

The following method is recommended on the basis of extensive practical experience. Deviations are possible in individual instances.

Seat width (SW):

- a) *For the user:* Allow space between sideguard and hip on each side of the chair
(approx. 10 - 20 mm altogether)
- b) *On the wheelchair:* From outside frame tube to outside frame tube.

Seat depth (SD):

- a) *For the user:* When sitting upright: leave space for 2 - 3 fingers between
front edge of the seat upholstery and back of knee
(approx. 30 - 60 mm). Care must be taken with adj. upholstery.
- b) *On the wheelchair:* From back tube to front of seat upholstery.

Front seat height:

- a) *For the user:* When sitting with 90° kneeangle:
From back of knee to bottom of shoe sole.
- b) *On the wheelchair:* From front of seat tube to the ground .
(min. 30 mm longer than user measurement)
Remember to include the cushion height.

Rear seat height:

- b) *On the wheelchair:* From back of seat tube to the ground.
Note: Max. seat height difference rear to front is 130 mm

Back height:

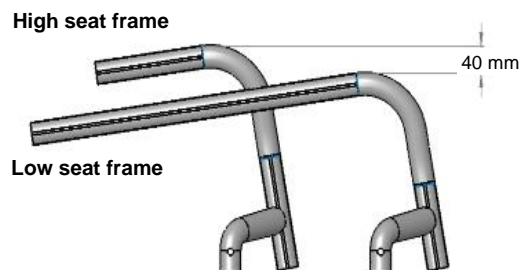
- a) *For the user:* From the seat, including cushion, to be no more than 10 - 20 mm below the lower shoulder blade.
- b) *On the wheelchair:* From back of seat tube to upper edge of backrest upholstery.
Note: The user's ability to sit upright has a major influence on the back height
and it can therefore differ considerably

Back angle:

Important: The back height depends on the degree of disability.
0° is the angle 90° to the seat. Negative angles are <90°
and positive angles are >90°.

Low Seat Frame vs. High Seat Frame:

The high frame is 40 mm higher than the low frame. So you can choose shorter and lighter forks to minimize the weight of your wheelchair.



Technical Data Overview:

Max. overall height:	950 mm	Max. overall width:	camber	24" rear wheel	25" rear wheel
Max. overall length:	930 mm		For 0° camber:	SW + 170 mm	SW + 170 mm
Max. turning circle:	700 mm		For 2° camber:	SW + 210 mm	SW + 220 mm
Max. safe slope:	7°		For 4° camber:	SW + 260 mm	SW + 270 mm
Wheelchair weight:	from 8,3 kg				
Dismantled weight:	from 5,8 kg				
Weight of heaviest part:	2,1 kg				

All changes in the configuration might change the seat heights.
Manufacturing tolerances are +/- 10 mm for all measurements.

WEIGHT

We want to be very transparent on weight. The following information will be a guide to the lightest possible Krypton F: how to achieve a 8,3 kg folding-wheelchair, and how to order the lightest possible configuration for your Krypton F

Krypton F: 8,3 kg configuration (Transport weight: 5,8 kg)

Frame: high frame, 92°, 10mm inset, seat width: 360 mm, seat depth: 400mm. Seat height: front 470 mm, rear 420 mm.
Axle-stems cut-to-length (KRF010412), CoG Adapter lightweight (KRF070701)

Wheel-lock : lightweight compact wheel-lock

Footrest: Footboard, platform, performance



Backrest: Carbon backrest, EXO superlight, without push-handles

Sideguards: Carbon fibre, slim-style

Rear wheels: 24" Proton wheels with Aluminium handrims (coated or anodized) and Schwalbe One tyres

Forks and casters: 111 mm carbotechnology fork, 3" caster

Please mind that there is a 5% tolerance on all weight specifications due to weight deviations on mounting parts (tyres, caster-wheels etc.)

LIGHTWEIGHT-GUIDE FOR ORDERING THE KRYPTON F

Sunrise Medical offers a wide variety of options for the Krypton F to suit every user's needs. However, most options add significant weight to the wheelchair. To make this more transparent when filling in the order-form, and to assist you in ordering the lightest possible wheelchair, we indicate the approximate weight-increase of the options on the order form:

- (L)** indicates the lightest possible option within the range of options
- (+)** indicates that this option adds more than 500 g to the wheelchair's weight compared to the lightest option within the range

LIGHTWEIGHT OPTIONS FOR THE KRYPTON F

We developed several options for the Krypton F to save weight on the chair without sacrificing daily-use suitability, comfort or durability



Carbon fibre backrest: carbon backrest tubes. Fixed height. (-160 g compared to aluminium backrest)



Axle-stems cut-to-length (KRF010412): specifically cut to your seat-height. Upwards adjustment limited (only +1 cm) (-200 g for rear seat height 430 mm compared to full-length axle-stem)



EXO superlight (KRF030005): lightweight version of the EXO backrest upholstery. EVA-foam padding, adjustable straps, wider cut of the upholstery to cover backrest tubes (-160 g compared to Std. EXO backrest-upholstery)




CoG Adapter, lightweight (KRF070701): (only 0° camber) (-260 g compared to CoG Adapter Standard)

Krypton F										
<input checked="" type="radio"/> = Standard <input type="radio"/> = No cost option <input type="checkbox"/> = Cost option								Price in €		
SEAT UPHOLSTERIES AND CUSHIONS										
Seat sling										
KRF020002	<input checked="" type="radio"/>	Seat sling, nylon, tension adjustable, 1 utility bag								
KRF020003	<input type="checkbox"/>	Seat sling, nylon, tension adjustable, 2 utility bags (from SW 340 mm)								
KRF020004	<input type="checkbox"/>	Seat sling, nylon, tension adjustable, 1 utility bag, 1 catheter bag (from SW 340 mm)								
KRF020000	<input type="radio"/>	Without seat sling								
Seat cushion, cover with zipper, black										
Foam (medium-soft)		Thickness:		KRF020101	<input type="checkbox"/>	30 mm	KRF020102	<input type="checkbox"/>	50 mm	
Latex (very soft)		Thickness:		KRF020103	<input type="checkbox"/>	50 mm				
Seat accessories										
KRF090018	<input type="checkbox"/>	Lap belt with buckle, metal (only with Aluminium backrest)								
KRF020050	<input type="checkbox"/>	Additional padding for seat upholstery, removable								
JAY Cushions - for complete product range see Jay order forms										
JAY020002	<input type="checkbox"/>	JAY Basic								
JAY020003	<input type="checkbox"/>	JAY Soft Combi P								
JAY020001	<input type="checkbox"/>	JAY Easy Visco, Curved Base								
JAY020004	<input type="checkbox"/>	JAY Lite								
JAY020007	<input type="checkbox"/>	JAY Easy Fluid, Curved Base								
BACKREST										
KRF030001	Aluminium backrest		250 - 300	300 - 350	350 - 400	400 - 450	450 - 475			
Choose back height factory setting (mm).			<input type="radio"/> 250	<input type="radio"/> 300	<input type="radio"/> 350	<input type="radio"/> 400	<input type="radio"/> 450			
Height adjustments of in total 50 mm possible.			<input type="radio"/> 275	<input type="radio"/> 325	<input type="radio"/> 375	<input type="radio"/> 425	<input type="radio"/> 475			
			<input type="radio"/> 300	<input type="radio"/> 350	<input type="radio"/> 400	<input type="radio"/> 450				
KRF030007	Carbon fibre backrest (1) (L)		<input type="checkbox"/> 250	<input type="checkbox"/> 275	<input type="checkbox"/> 300	<input type="checkbox"/> 325				
Fixed height, non height adjustable			<input type="checkbox"/> 350	<input type="checkbox"/> 375	<input type="checkbox"/> 400	<input type="checkbox"/> 425				
KRF030012	<input checked="" type="radio"/>	Backrest, angle-adjustable (75° to 103°)								
KRF030031	<input type="checkbox"/>	Backrest, fold-down (to the front) (2) (+) (from back height 325 mm, fixed back height, not adjustable)								
Pushhandles										
KRF030200	<input type="radio"/>	Omit push handles (L)								
KRF030201	<input type="radio"/>	Push handles long								
KRF030203	<input type="checkbox"/>	Push handles, fold-down (from back height 325 mm)								
KRF030205	<input type="checkbox"/>	Push handles, height-adj. for Jay backs (+) (from back height 325 mm, only with aluminium backrest)								
KRF030204	<input type="checkbox"/>	Push handles, height-adjustable (+) (from back height 325 mm, only with aluminium backrest)								
Backrest upholstery										
KRF030316	<input type="radio"/>	EXO Backrest sling, padded, adjustable, 1 accessory bag, black (EXO Evo version)								
		Colour, binding tape: <input checked="" type="radio"/> Black <input type="radio"/> Orange <input type="radio"/> Silver <input type="radio"/> Red <input type="radio"/> Blue								
KRF030317	<input type="checkbox"/>	EXO PRO Backrest, padded, adj., breathable spacer fabric, 1 accessory bag, black (EXO Evo version)								
		Colour, binding tape: <input checked="" type="radio"/> Black <input type="radio"/> Orange <input type="radio"/> Silver <input type="radio"/> Red <input type="radio"/> Blue								
KRF030005	<input type="checkbox"/>	EXO superlight, padded, adjustable, black (EXO Evo version) (L)								
		Colour, binding tape: <input checked="" type="radio"/> Black <input type="radio"/> Orange <input type="radio"/> Silver <input type="radio"/> Red <input type="radio"/> Blue								
KRF030300	<input type="radio"/>	Without backrest upholstery								
Accessories for backrest										
KRF030402	<input type="checkbox"/>	Stabilising bar, automatic folding (+) (only available from SW 380mm; not with carbon fibre backrest)								

BACKREST

Folding-Matrix for KRF030031 Backrest, fold-down to the front.

	Back height							
	Seat width	32,5	35	37,5	40	42,5	45	47,5
	32	✓	✓	✓	✓	✓	✓	✓
	34	✓	✓	✓	✓	✓	✓	✓
	36	✓	✓	✓	✓	✓	✓	✓
	38	x	✓	✓	✓	✓	✓	✓
	40	x	x	✓	✓	✓	✓	✓
	42	x	x	x	✓	✓	✓	✓
	44	x	x	x	✓	✓	✓	✓
	46	x	x	x	x	✓	✓	✓
	48	x	x	x	x	x	✓	✓
	50	x	x	x	x	x	x	✓



=folds 90° to the front on folded chair



=can't be folded full 90° to the front on folded chair in combination with fold-down pushhandles



=can't be folded full 90° to the front on folded chair



=can't be folded more than 45°



KRF030201
Push handles long



KRF030203
Push handles, fold-down



KRF030204
Push handles, height-adjustable



KRF030316
EXO backrest sling (EXO Evo)



KRF030317
EXO PRO backrest sling (EXO Evo version)



KRF030005
EXO superlight backrest sling (EXO Evo version)

FOOTBOARDS



KRF050132
Footboard platform,
lightweight, carbon



KRF050059
Footboard platform,
performance



KRF050027
Footboard platform,
lightweight, carbon fibre,
auto folding



KRF050127
Adjustable side
protection

Krypton F

● = Standard ○ = No cost option □ = Cost option

Price in €

JAY 3 BACKS AND ACCESSORIES - only with Aluminium Backrest (+)

Jay 3 Back - Shallow Contour (SC)

Mid Thoracic:	<input type="checkbox"/>	JAY030010	Medium - 340 mm	<input type="checkbox"/>	JAY030033	Tall - 380 mm				
Upper Thoracic:	<input type="checkbox"/>	JAY030012	Short - 420 mm	<input type="checkbox"/>	JAY030019	Medium - 460 mm	<input type="checkbox"/>	JAY030025	Tall - 500 mm	
Shoulder Height:	<input type="checkbox"/>	JAY030015	Short - 530 mm	<input type="checkbox"/>	JAY030022	Medium - 570 mm	<input type="checkbox"/>	JAY030028	Tall - 610 mm	

Jay 3 Back - Mid Contour (MC)

Mid Thoracic:	<input type="checkbox"/>	JAY030011	Medium - 340 mm	<input type="checkbox"/>	JAY030018	Tall - 380 mm				
Upper Thoracic:	<input type="checkbox"/>	JAY030013	Short - 420 mm	<input type="checkbox"/>	JAY030020	Medium - 460 mm	<input type="checkbox"/>	JAY030026	Tall - 500 mm	
Shoulder Height:	<input type="checkbox"/>	JAY030016	Short - 530 mm	<input type="checkbox"/>	JAY030023	Medium - 570 mm	<input type="checkbox"/>	JAY030029	Tall - 610 mm	

Jay 3 Carbon Back - Shallow Contour (SC)

Lower Thoracic:	<input type="checkbox"/> JAY060001	Short - 170 mm	<input type="checkbox"/> JAY060002	Tall - 240 mm	
Mid Thoracic:	<input type="checkbox"/> JAY060003	Short - 300 mm	<input type="checkbox"/> JAY060004	Tall - 380 mm	

Accessories for JAY J3 backs

WHT030415	<input type="checkbox"/> Whitmyer Headrest, COBRA XTRA, flip back	(only with JAY J3 backs)
WHT030416	<input type="checkbox"/> Whitmyer Headrest, AXYS, Standard	(only with JAY J3 backs)
JAY090058	<input type="checkbox"/> JAY Accessory bag	(only with Jay 3 Carbon backs)

ARMRESTS AND SIDEGUARDS

Armrests

KRF040052	<input type="checkbox"/> Single-post sideguard, armpad (330 mm), depth adjustable, height-adjustable, removable	(+)
KRF040117	<input type="checkbox"/> Tubular armrest, Aluminium, swing away (sideways), padded, removable	(not with carbon backrest) (+)

Sideguards

KRF040107	<input type="checkbox"/> Sideguard, composite, removable, 21 cm high (31 cm long), black	
KRF040101	<input type="checkbox"/> Sideguard, carbon fibre, slim, black	(L)
KRF040102	<input type="checkbox"/> Sideguard, aluminium, cold weather protection (colour: black, matt)	
KRF040103	<input type="checkbox"/> Sideguard, aluminium, fender, cold weather protection (colour: black, matt)	
KRF040104	<input type="checkbox"/> Sideguard, carbon fibre, fender, cold weather protection, black	

FOOTBOARDS

KRF050059	<input type="checkbox"/> Footboard, platform, Performance, aluminium, angle-adjustable, flip-up (sideways), calf strap	(1) (L)
KRF050131	<input type="checkbox"/> Footboard, platform, lightweight, plastic, angle & depth-adj. flip up (sideways), calf strap, black	
KRF050132	<input type="checkbox"/> Footboard, platform, lightweight, carbon fibre, angle & depth-adj. flip up (sideways), calf strap, black	

Footboard, auto-folding

KRF050027	<input type="checkbox"/> Footboard, platform, lightweight, carbon fibre, auto-folding, angle & depth-adj., calf strap, black	(1)
KRF050028	<input type="checkbox"/> Footboard, platform, lightweight, plastic, auto-folding, angle & depth-adjustable, calf strap, black	(1)

Accessories for footboards

KRF050127	<input type="checkbox"/> Adjustable side protection, to create a side-stop on the footboard	(2)
-----------	---	-----

LOWER LEG LENGTH (LLL) Attention: LLL has to be 30 mm less than seat height front; all measurements in mm

- 360 ○ 370 ○ 380 ○ 390 ○ 400 ○ 410 ○ 420 ○ 430
○ 440 ○ 450 ○ 460 ○ 470 ○ 480 ○ 490 ○ 500

FRAME VERSIONS

Frame angle

KRF010012	● Frame FF 100 ° (integrated footrest) (UK 80 °) Inset slight (10 mm)	
KRF010013	□ Frame FF 92 ° (integrated footrest), performance (UK 88 °) Inset slight (10 mm)	

Castor position (see explanation on next page)

KRF010301	● Castor house position wide	
KRF010302	○ Castor house position narrow (not with seat-depths< 400mm, please see recommendations on next page)	

(1): Not with SW 320 mm
(2): Only for footboard, platform lightweight or Performance
(L)= lightest option (+)= adds 500g or more to the wheelchair-weight

For more information
www.SunriseMedical.eu
© Sunrise Medical 2023

SIDEGUARD & ARMREST



KRF040101 Slim style sideguard



KRF040104 Carbon fibre, cold weather protection, fender



KRF040107 Sideguard, composite, removable (black)



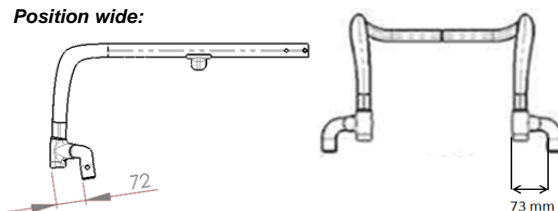
KRF040117 Tubular armrest, swing away, removable, padded



KRF040052 Single-post sideguard, armpad (33 cm)

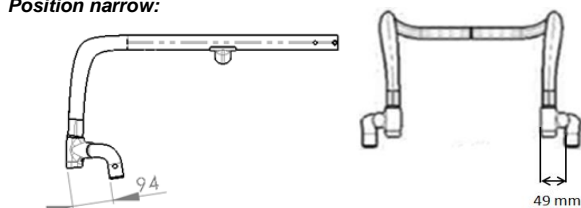
FRAME VERSIONS: CASTOR HOUSE POSITIONS

Position wide:



Further to the front and wider position of the casters for optimized rolling resistance and improved front-stability

Position narrow:



22 mm further rearwards and 24 mm per side more narrow position of the casters for a more narrow front-end and improved manoeuvrability in tight spaces. Reduced front-stability compared to position wide, we recommend this option in combination with seat-height differences (front to rear) of 40mm or



KRF010301 Castor house position wide



KRF010302 Castor house position narrow



Castor house position wide vs. narrow

Krypton F		<input type="radio"/> = Standard <input type="radio"/> = No cost option <input type="checkbox"/> = Cost option		Price in €
CENTRE OF GRAVITY (COG) ADAPTER <small>(4= very passive 13= very active)</small>				
KRF070703	Adapter, standard	<input type="radio"/> 2 <input type="radio"/> 3 <input type="radio"/> 4 <input type="radio"/> 5 <input type="radio"/> 6 <input type="radio"/> 7 <input type="radio"/> 8 <input type="radio"/> 9 <input type="radio"/> 10		
KRF070701	Adapter, lightweight (1) (L)	<input type="radio"/> 5 <input type="radio"/> 6 <input type="radio"/> 7 <input type="radio"/> 9 <input type="radio"/> 10 <input type="radio"/> 11		
KRF010411	<input checked="" type="radio"/> Axle plate, aluminium, long (full adjustment), colour: black, matt			
KRF010412	<input type="checkbox"/> Axle plate, aluminium, shorted (max. adjustment 1 cm), colour: black, matt (L)			
FRAME ACCESSORIES <small>(choose either tip assist or anti- tip tubes per side)</small>				
KRF090010	<input type="checkbox"/> Transit wheels (+)			
KRF090016	<input type="checkbox"/> Frame protection, black <small>(textile, with velcro)</small>			
KRF090577	<input type="checkbox"/> Frame protection, Plastic, glued to the frame, black			
KRF090050	<input type="checkbox"/> Anti-tip tubes, plug-in, pair (+)			
Anti-tip tubes, swing-away				
KRF090004	<input type="checkbox"/> Left <small>KRF090005</small> <input type="checkbox"/> Right (+)			
KRF090006	<input type="checkbox"/> Pair (+) <small>(not in combination with tip assist)</small>			
Tip assist				
KRF090001	<input type="checkbox"/> Left <small>KRF090002</small> <input type="checkbox"/> Right			
KRF090003	<input type="checkbox"/> Pair (+) <small>(not in combination with anti-tip)</small>			
KRF090009	<input type="checkbox"/> Crutch holder, loop <small>(only in combination with tip assist)</small>			
FORKS <small>(compare with your choice on the first page)</small>				
KRF080013	<input type="radio"/> Castor fork, Carbotecture®, 111 mm Colour: Black (L) Colour: <input type="checkbox"/> Silver <input type="checkbox"/> Orange <input type="checkbox"/> Red (2) <input type="checkbox"/> Blue (2)			
KRF080029	<input type="radio"/> Castor fork, Aluminium, 123 mm Colour: Black Colour: <input type="checkbox"/> Silver <input type="checkbox"/> Orange			
KRF080008	<input type="checkbox"/> Castor fork, aluminium, one-arm Colour: Black <small>(only with 4" & 5" Alu soft, Alu solid)</small> Colour: <input type="checkbox"/> Silver <input type="checkbox"/> Orange <input type="checkbox"/> Red <input type="checkbox"/> Blue			
KRF080007	<input type="checkbox"/> Castor fork, aluminium, suspension (Frog Legs®), black (+)			
CASTORS <small>(compare with your choice on the first page)</small>				
KRF080301	<input type="radio"/> Castor, solid (hard), rim: composite, black <small>(not with one-arm fork)</small>			
KRF080302	<input type="radio"/> Castor, solid (soft), rim: composite, black <small>(not with one-arm fork, only 5" & 6")</small>			
KRF080303	<input type="checkbox"/> Castor, solid (hard), light-up, rim: composite, black <small>(not with one-arm fork, only 4" & 5")</small>			
KRF080304	<input type="checkbox"/> Castor, solid (hard), rim: aluminium Colour, rim: Silver <small>(only 4" & 5")</small>			
KRF080306	<input type="checkbox"/> Castor, solid (soft), rim: aluminium Colour, rim: Silver <small>(only 4" & 5")</small> Colour, rim: <input type="checkbox"/> Black <input type="checkbox"/> Orange <input type="checkbox"/> Red <input type="checkbox"/> Blue			
REAR WHEELS <small>(compare with your choice on the first page; choose only one wheel type)</small>				
KRF070000	<input type="radio"/> Without rear wheel			
KRF070001	<input type="radio"/> Rear wheel, Universal, 36 spokes (silver), cross-wise spokes (+) <small>(only 24")</small>			
KRF070002	<input type="radio"/> Rear wheel, Design, 36 spokes (silver), straight spokes <small>(only 24")</small>			
KRF070003	<input type="radio"/> Rear wheel, Lightweight, 24 spokes (silver), straight spokes <small>(std: black rim/hub, colour options on last page)</small>			
KRF070004	<input type="checkbox"/> Rear wheel, Proton, 24 spokes (black), straight spokes (L) <small>(user weight limit 100 kg)</small>			
KRF070005	<input type="checkbox"/> Rear wheel, Spinergy, 18 spokes (black), straight spokes; hub: silver			
KRF070007	<input type="checkbox"/> Rear wheel, Spinergy, 12 spokes (black), straight spokes, hub black			
Axle				
KRF070150	<input checked="" type="radio"/> Quick-release axle			
KRF070151	<input type="checkbox"/> Quick-release axle, designed for quads (3)			
TYRES <small>(choose only one tyre type)</small>				
KRF070101	<input type="radio"/> Tyre, pneumatic, fine profile, Schwalbe Right Run <small>(not in 25")</small>			
KRF070107	<input type="checkbox"/> Tyre, pneumatic, slick, Schwalbe One (L)			
KRF070102	<input type="radio"/> Tyre, puncture proof, tread (+)			
KRF070104	<input type="checkbox"/> Tyre, pneumatic, puncture proof, tread, Schwalbe Marathon Plus Evolution (+)			
KRF090163	<input type="checkbox"/> Spares-kit: 1 extra tyre (same as on the chair) and 1 extra inner tube <small>(not with solid tyres)</small>			
(1): Only with 0° wheel camber (2): Red and blue only in combination with soft castors (3): Not with Spinergy wheels (L)= lightest option (+)= adds 500 g or more to the wheelchair-weight				For more information www.SunriseMedical.eu © Sunrise Medical 2023

FRAME ACCESSORIES



KRF090001
Tip assist



KRF090004
Anti-tip tubes SA



KRF090010
Transit Wheels



KRF090007
Quickie style anti tip tubes pluggable



KRF090010
Frame protection, Plastic, glued to the frame, black



KRF070703
CoG Adapter, Standard



KRF070701
CoG Adapter, lightweight

FORKS



KRF080013 & KRF080306
Castor fork, Carbotecture & Castor solid (soft) aluminum



KRF080008
Castor fork, aluminum, one-arm, red

REAR WHEELS & HANDRIMS



KRF070001
Universal wheel



KRF070002
Design wheel



KRF070003
Lightweight wheel



KRF070004
Proton wheel



KRF070212
Handrims Ellipse 3R



KRF070208
Handrims Maxgrepp

TYRES



KRF070101
Schwalbe Right Run



KRF070107
Schwalbe One



KRF070104
Schwalbe Marathon Plus



KRF070102
Tyre, puncture proof

WHEEL LOCKS



KRF060001
Standard brake



KRF060002
Knee lever brake



KRF060023
Compact brake EVO



KRF060024
Lightweight Compact brake EVO

Krypton F

● = Standard ○ = No cost option □ = Cost option

Price in €

HANDRIMS

KRF070201	○	Handrims, aluminium, powder-coated, clear	(L)	
KRF070202	○	Handrims, aluminium, anodised, silver	(L)	
KRF070203	□	Handrims, aluminium, powder-coated, coloured	(L)	(select colour on last page)
KRF070204	○	Handrims, stainless steel, silver	(+)	
KRF070205	□	Handrims, titanium, untreated		
KRF070206	□	Handrims, titanium, powder-coated, clear		
KRF070207	□	Handrims, Supergrip ®	(+)	
KRF070208	□	Handrims, Maxgrepp ®	(+)	(only 24")
KRF070212	□	Handrims, Ellipse 3R, black	(+)	(ergonomic handrims with rubber-strip)

Hand rim mounting

KRF070307	□	Handrim mount, super narrow (7 mm)		(only with stainless steel)
KRF070317	●	Handrim mount, narrow (17 mm)		
KRF070327	○	Handrim mount, wide (27 mm)		

Handrim accessories

KRF070250	□	Handrim cover, rubber		(only 24", not with)
-----------	---	-----------------------	--	----------------------

WHEEL CAMBER

(choose only one option)

KRF070600	○	0°		
KRF070602	○	2°		(not with COG Adapter, lightweight)
KRF070604	○	4°		(not with COG Adapter, lightweight)

SPOKE GUARDS (only available in 24") (+)

STORE BOARDS (Only available in 24" x 48")									
KRF070831	<input type="checkbox"/>	Transparent							
		KRF070813	<input type="checkbox"/>	Galactica					
KRF070823	<input type="checkbox"/>	Princess	KRF070818	<input type="checkbox"/>	Jungle Fever				
KRF070816	<input type="checkbox"/>	Happy Lions	KRF070811	<input type="checkbox"/>	Feather				
KRF070819	<input type="checkbox"/>	Monkeys	KRF070821	<input type="checkbox"/>	Pirates				
KRF070820	<input type="checkbox"/>	Oriental	KRF070806	<input type="checkbox"/>	Chrome				
KRF070829	<input type="checkbox"/>	Superhero	KRF070814	<input type="checkbox"/>	Graffiti				
KRF070817	<input type="checkbox"/>	Hot Wheels	KRF070802	<input type="checkbox"/>	Basketball	KRF070803	<input type="checkbox"/>	Basketball 2	
KRF070822	<input type="checkbox"/>	Pool	KRF070812	<input type="checkbox"/>	Flying Water				
KRF070827	<input type="checkbox"/>	Silk	KRF070828	<input type="checkbox"/>	Space				
KRF070830	<input type="checkbox"/>	Tiger	KRF070833	<input type="checkbox"/>	Zebra				

WHEEL LOCKS

(choose only one option)

KRF060001	●	Standard brake		
KRF060002	□	Knee-lever brake		
KRF060010	□	Brake lever extension, knee-lever brake, fold-down		
KRF060023	□	Compact brake EVO		
KRF060024	□	Lightweight compact brake EVO	(1)	(L)

(L)= lightest option (+)= adds 500g or more to the wheelchair-weight

ACCESSORIES

KRF090000	●	Tool kit		
KRF090024	□	High pressure pump (0 - 11 bar)		
KRF090025	□	Air pump		
KRF090026	□	Mobile phone pocket		
KRF090030	□	Back pack		

(1): not available with 4° camber; not with seat depth 34 cm; adjustment of CoG +/- approx. 2,5 cm in the field
(L)= lightest option (+)= adds 500g or more to the wheelchair-weight

For more information
www.SunriseMedical.eu
© Sunrise Medical 2023

Krypton F

● = Standard ○ = No cost option □ = Cost option

COLOURS FOR HANDRIMS AND HUB/ RIM OF THE STANDARD WHEEL

Handrim (2)	Hub/rim (2)	Handrim (2)	Hub/rim (2)
02 Brilliant Silver	<input type="checkbox"/>	27 Graphitemetallic	<input type="checkbox"/>
03 Silver Matt	<input type="checkbox"/>	29 Black	<input type="checkbox"/>
06 Sun Yellow	<input type="checkbox"/>	31 Matt Black	<input type="checkbox"/>
14 Blue	<input type="checkbox"/>	32 Signal White	<input type="checkbox"/>
15 Brilliant Marine	<input type="checkbox"/>	33 Pink	<input type="checkbox"/>
16 Matt Marine	<input type="checkbox"/>	34 Dark Chocolate Metallic	<input type="checkbox"/>
19 Brilliant Purple	<input type="checkbox"/>	35 Skyblue	<input type="checkbox"/>
21 Red Ruby	<input type="checkbox"/>	36 Cyan-Metallic	<input type="checkbox"/>
22 Brilliant Red	<input type="checkbox"/>	37 Marsred (Orange)	<input type="checkbox"/>
23 Matt Red	<input type="checkbox"/>	40 Kiwi	<input type="checkbox"/>
24 Tutti Frutti Orange	<input type="checkbox"/>	41 Flamingo-Glitter	<input type="checkbox"/>
22 Brilliant Red	<input type="checkbox"/>	42 Matt-Anthracite	<input type="checkbox"/>
23 Matt Red	<input type="checkbox"/>	46 Mamba Green (new)	<input type="checkbox"/>
24 Tutti Frutti Orange	<input type="checkbox"/>		

(2) Handrim: only with handrim colour powder coated; Hub/rim: only for universal wheel

FRAME-COLOURS

KRF100139	<input type="checkbox"/>	Natural Carbon, no coating	
KRF100137	<input type="checkbox"/>	Transparent, gloss	
KRF100138	<input type="checkbox"/>	Transparent, matt	
KRF100122	<input type="checkbox"/>	Black (gloss)	
KRF100123	<input type="checkbox"/>	Matte black	

FRAME-GRAPHICS "Flying Pixel" (scratch resistant, non-removeable)

KRF100590	<input type="checkbox"/>	Frame graphics Flying Pixel, silver	
KRF100591	<input type="checkbox"/>	Frame graphics Flying Pixel, red	
KRF100592	<input type="checkbox"/>	Frame graphics Flying Pixel, blue	

COLOUR STICKERS "SOPUR"/ "QUICKIE" and "Krypton" (3)

KRF100550	<input type="checkbox"/>	black	(Sticker "Quickie" on sideguard will be silver in combination with carbon sideguards)	
KRF100551	<input type="checkbox"/>	silver		
KRF100552	<input type="checkbox"/>	orange		
KRF100553	<input type="checkbox"/>	red		
KRF100554	<input type="checkbox"/>	blue		

COLOURS FOR LIGHTWEIGHT WHEELS 24"

KRF100336	<input type="checkbox"/>	Rear wheel, lightweight anodized, orange	(4)	
KRF100337	<input type="checkbox"/>	Rear wheel, lightweight anodized, blue	(4)	
KRF100338	<input type="checkbox"/>	Rear wheel, lightweight anodized, red	(4)	

(3) no choice possible when frame graphics "Flying Pixel" are chosen.

(4) only with 24" Lightweight wheel, Hub and rim anodized, black spokes

Comments for special build - please apply for a quote; lead time conditions my change.



Krypton F - Base Price

Option price	€
Packaging and transport	€
Exclusive VAT	€
VAT.	€
Total Price	€

Sunrise Medical Customer Service

Address: Kahlbachring 2-4, D-69254 Malsch/Heidelberg

Tel. +497253 980-0

Fax. +497253 980-222

E-mail: export@sunrisemedical.de

Website: sunrisemedical.eu

For more information
www.SunriseMedical.eu
 © Sunrise Medical 2023

FRAME COLOURS



1. Transparent, gloss
2. Transparent, matt
3. Black, gloss
4. Black, matt

FRAME GRAPHIC "FLYING PIXELS"



From left to right:

- Frame graphics Flying Pixel, red
- Frame graphics Flying Pixel, silver
- Frame graphics Flying Pixel, blue

24 " LIGHT WEIGHT WHEEL COLOURS



KRF100336
Lightweight wheel, anodized orange



KRF100337
Lightweight wheel, anodized blue



KRF100338
Lightweight wheel, anodized red