



SUNRISE
MEDICAL

QUICKIE

Easy Life i

Edition: 11.22
Valid until: 12.23
Rev. 07. 22

Deliver to:

Name:

Street:

Town:

Postal code:

E-Mail:

Tel:

Fax:



Deliver to:

Name:

Street:

Town:

E-Mail:

Tel:

Postal code:

Fax:

Order date:

Purchase order:

Number required:

☐ Order ☐ Calculation ☐ Built 4 me

Reimbursement code:

Art. no.: 84500001

Marked for:

Sunrise order no:

• = Standard

./ = Price reduction

☐ = Cost option

☐ = No cost option

Max. user weight:

140 kg

USER WEIGHT

kg

Mandatory information to ensure correct configuration

Base Price

CLIENT MEASUREMENTS (all measurements without cushion)

SEAT WIDTH SELECTION - measured in mm from outside frame tube to outside frame tube

340	360	380	400	420	440	460	480	500	520	540
<input type="radio"/>	<input type="radio"/>	<input type="radio"/>	<input type="radio"/>	<input type="radio"/>	<input type="radio"/>	<input type="radio"/>	<input type="radio"/>	<input type="radio"/>	<input type="radio"/>	<input type="radio"/>

SEAT DEPTH SELECTION - measured in mm

Short frame			Medium frame		Long frame				
360	380	400	420	440	460	480	500	520	540
<input type="radio"/>	<input type="radio"/>	<input type="radio"/>	<input type="radio"/>	<input type="radio"/>	<input type="radio"/>	<input type="radio"/>	<input type="radio"/>	<input type="radio"/>	<input type="radio"/>
360-380	360-400	360-400	360-420	420-440	440-480	440-480	440-500	440-520	440-540

Quick seat depth adjustment via seat sling (1)

FRONT SEAT HEIGHT SELECTION: in dependence of front castors, and frame versions

		Front seat height in mm																		
		Fork type (mm)	Frame	380	390	400	420	430	440	450	460	470	480	490	500	510	520	530	540	
Front castor	5"	Hemi Version	Standard			<input type="radio"/>	<input type="radio"/>	<input type="radio"/>	<input type="radio"/>											
		Aluminium (143mm)						<input type="radio"/>	<input type="radio"/>	<input type="radio"/>	<input type="radio"/>	<input type="radio"/>	<input type="radio"/>	<input type="radio"/>	<input type="radio"/>					
		Aluminium (168mm)	Neuro								<input type="radio"/>	<input type="radio"/>	<input type="radio"/>	<input type="radio"/>	<input type="radio"/>		<input type="radio"/>			
		Aluminium (123mm)		<input type="radio"/>	<input type="radio"/>	<input type="radio"/>	<input type="radio"/>	<input type="radio"/>	<input type="radio"/>	<input type="radio"/>	<input type="radio"/>									
	Aluminium (168mm)		<input type="radio"/>	<input type="radio"/>	<input type="radio"/>	<input type="radio"/>	<input type="radio"/>	<input type="radio"/>	<input type="radio"/>	<input type="radio"/>	<input type="radio"/>	<input type="radio"/>	<input type="radio"/>	<input type="radio"/>						
	6"	Hemi Version	Standard					<input type="radio"/>	<input type="radio"/>	<input type="radio"/>										
		Aluminium (143mm)						<input type="radio"/>	<input type="radio"/>		<input type="radio"/>	<input type="radio"/>	<input type="radio"/>	<input type="radio"/>	<input type="radio"/>	<input type="radio"/>	<input type="radio"/>			
		Aluminium (168mm)	Neuro								<input type="radio"/>	<input type="radio"/>	<input type="radio"/>	<input type="radio"/>	<input type="radio"/>	<input type="radio"/>	<input type="radio"/>	<input type="radio"/>	<input type="radio"/>	
		Aluminium (123mm)		<input type="radio"/>	<input type="radio"/>		<input type="radio"/>	<input type="radio"/>	<input type="radio"/>	<input type="radio"/>										
	Aluminium (168mm)		<input type="radio"/>	<input type="radio"/>	<input type="radio"/>	<input type="radio"/>	<input type="radio"/>	<input type="radio"/>	<input type="radio"/>	<input type="radio"/>	<input type="radio"/>	<input type="radio"/>	<input type="radio"/>	<input type="radio"/>	<input type="radio"/>	<input type="radio"/>	<input type="radio"/>			
7"	Aluminium (168mm)	Standard											<input type="radio"/>	<input type="radio"/>		<input type="radio"/>	<input type="radio"/>	<input type="radio"/>	<input type="radio"/>	
	Aluminium (168mm)	Neuro						<input type="radio"/>	<input type="radio"/>	<input type="radio"/>	<input type="radio"/>	<input type="radio"/>	<input type="radio"/>	<input type="radio"/>	<input type="radio"/>	<input type="radio"/>	<input type="radio"/>	<input type="radio"/>	<input type="radio"/>	

REAR SEAT HEIGHT SELECTION: in dependence of rear wheel size

Rear seat height in mm

Rear wheels	370	380	390	400	410	420	430	440	450	460	470	480	490	500	510
22"	<input type="radio"/>	<input type="radio"/>	<input type="radio"/>	<input type="radio"/>	<input type="radio"/>	<input type="radio"/>	<input type="radio"/>	<input type="radio"/>	<input type="radio"/>	<input type="radio"/>	<input type="radio"/>	<input type="radio"/>	<input type="radio"/>	<input type="radio"/>	<input type="radio"/>
24"	<input type="radio"/>	<input type="radio"/>	<input type="radio"/>	<input type="radio"/>	<input type="radio"/>	<input type="radio"/>	<input type="radio"/>	<input type="radio"/>	<input type="radio"/>	<input type="radio"/>	<input type="radio"/>	<input type="radio"/>	<input type="radio"/>	<input type="radio"/>	<input type="radio"/>

The rear seat height can only be between 0 cm and 11 cm below the selected front seat height.

(1) Additionally to the seat depth adjustment via the seat sling the seat depth can be adjusted with tools via the back tube by +4 cm except of SD 520 & 540 mm

For more information
www.SunriseMedical.eu
© Sunrise Medical 2023

Please follow this measuring method:

The following method is recommended on the basis of extensive practical experience. Deviations are possible in individual instances.

Seat width (SW):

- a) *For the user:* Allow space between sideguard and hip on each side of the chair (approx. 10 - 20 mm altogether)
- b) *On the wheelchair:* From outside frame tube to outside frame tube.

Seat depth (SD):

- a) *For the user:* When sitting upright: leave space for 2 - 3 fingers between front edge of the seat upholstery and back of knee (approx. 30 - 60 mm). Care must be taken with adj. upholstery.
- b) *On the wheelchair:* From back tube to front of seat upholstery.

Front seat height:

- a) *For the user:* When sitting with 90° kneeangle:
From back of knee to bottom of shoe sole.
- b) *On the wheelchair:* From front of seat tube to the ground .
(min. 30 mm longer than user measurement)
Remember to include the cushion height.

Rear seat height:

- b) *On the wheelchair:* From back of seat tube to the ground.
Note: Max. seat height difference rear to front is 130 mm

Back height:

- a) *For the user:* From the seat, including cushion, to be no more than 10 - 20 mm
- b) *On the wheelchair:* From back of seat tube to upper edge of backrest upholstery.
Note: The user's ability to sit upright has a major influence on the back height and it can therefore differ considerably

Back angle:

Important: The back height depends on the degree of disability.
0° is the angle 90° to the ground. Negative angles are < 90°
and positive angles are > 90°.

Technical Data Overview:

Max. overall height:	1125 mm		
Max. overall length:	1190 mm		
Max. turning circle:	960 mm		
Max. safe slope:	10°		
Wheelchair weight:	from 14,5 kg		
Dismantled weight:	from 8 kg		
Weight of heaviest part:	2,1 kg		
Max. overall width:	Camber	22" rear wheel	24" rear wheel
	For 0° camber:	SW + 200 mm	SW + 200 mm
	For 3° camber:	SW + 270 mm	SW + 280 mm

Product is **crash tested according to ISO 7176-19** and therefore approved for transportation in a vehicle
For transport without a user the chair must be safely clamped in the vehicle

All changes in the configuration might change the seat heights.
Manufacturing tolerances of +/- 10 mm

Life i		<input checked="" type="radio"/> = Standard <input type="radio"/> = No cost option <input type="checkbox"/> = Cost option	Price in €
SEAT UPHOLSTERY AND CUSHIONS			
Seat slings			
LI020009	<input checked="" type="radio"/> Seat sling adjustable, with one utility bag (bottom cavity adjustable, depth adjustable)		
LI020000	<input type="radio"/> without seat sling		
Seat cushion, cover with zipper, black			
LI020101	<input type="checkbox"/> Seat cushion, foam (medium-soft), cover with zipper, black, 30 mm		
LI020102	<input type="checkbox"/> Seat cushion, foam (medium-soft), cover with zipper, black, 50 mm		
LI020103	<input type="checkbox"/> Seat cushion, Latex (very soft), cover with zipper, black, 50 mm		
Jay Cushion - for complete Jay product range see Jay order forms			
JAY020002	<input type="checkbox"/> Jay Basic		
JAY020003	<input type="checkbox"/> Jay Soft Combi P		
JAY020001	<input type="checkbox"/> Jay Easy Visco		
JAY020007	<input type="checkbox"/> JAY Easy Fluid		
JAY020004	<input type="checkbox"/> JAY Lite		
Seat accessories			
LI090018	<input type="checkbox"/> Positioning belt		
BACKREST			
Fixed back			
LI030021	<input checked="" type="radio"/> Fixed back with long push handles		
LI030207	<input type="checkbox"/> Fixed back with integrated height adjustable push handles		
	<input type="radio"/> 410 mm back height <input type="radio"/> 435 mm back height <input type="radio"/> 460 mm back height		
LI030061	<input type="checkbox"/> Fixed back, 90°, long push handles		
	<input type="radio"/> 375 mm <input type="radio"/> 400 mm <input type="radio"/> 425 mm		
Angle adjustable back with long push handles			
LI030023	<input type="checkbox"/> Angle adjustable back with long push handles -5° to 25°		
LI030025	<input type="checkbox"/> Angle adjustable back with offset height adj push handles		
Back height range	360 - 400 mm <input type="radio"/> 360 mm back height <input type="radio"/> 375 mm back height <input type="radio"/> 400 mm back height	400 - 450 mm <input type="radio"/> 400 mm back height <input type="radio"/> 425 mm back height <input type="radio"/> 450 mm back height	450 - 500 mm <input type="radio"/> 450 mm back height <input type="radio"/> 475 mm back height <input type="radio"/> 500 mm back height
Reclining back with long push handle			
LI030014	<input type="checkbox"/> Reclining back with long push handles (back angle range 0 - 30°)	(back height 480 mm only)	
Backrest upholstery (black)			
LI030316	<input type="radio"/> EXO Backrest sling, synthetic fibre, padded, adjustable, 1 accessory bag, black		
	Colour, binding tape: <input checked="" type="radio"/> Black <input type="radio"/> Orange <input type="radio"/> Silver <input type="radio"/> Red <input type="radio"/> Blue		
LI030317	<input type="checkbox"/> EXO PRO Backr. sling, synthetic fibre, padded, adj., breathable spacer fabric, accessory bag, black		
	Colour, binding tape: <input checked="" type="radio"/> Black <input type="radio"/> Orange <input type="radio"/> Silver <input type="radio"/> Red <input type="radio"/> Blue		
LI030300	<input type="radio"/> Without backrest upholstery		
Backrest accessories			
LI030402	<input type="checkbox"/> Autofolding stabilizer bar	(only from SW 360 mm)	
LI030411	<input type="checkbox"/> Headrest, medium height, depth and angle-adjustable, 20x11cm	(not with LI030402; only from SW 380 mm)	
LI030410	<input type="checkbox"/> Headrest, tall height, depth and angle-adjustable, 23x11cm	(not with LI030402; only from SW 380 mm)	
LI030603	<input type="checkbox"/> Trunk support, swing away, pair		
		For more information www.SunriseMedical.eu © Sunrise Medical 2023	

SEAT UPHOLSTERY AND CUSHIONS



Seat cushion, cover with zipper, black



Seat cushion, climate membrane water-resistant, cover with zipper, black




Positioning belt with lock




Jay Basic
(picture shown without upholstery)



Jay Soft Combi P
(picture shown without upholstery)



Jay Easy Visco
(picture shown without upholstery)



Jay Easy Fluid
(picture shown without upholstery)



Jay Lite

69

BACKREST



Fixed back



Angle adjustable back



Reclining back



Trunk support



Headrest



LII030316
EXO backrest sling (EXO
Evo version)



LII030316
EXO backrest sling (EXO
Evo version)

Life i		● = Standard ○ = No cost option □ = Cost option		Price in €	
JAY BACKS plus ACCESSORIES - for complete Jay product range see Jay order forms					
Jay 3 Back - Mid Contour (MC)					
Mid Thoracic:	<input type="checkbox"/> JAY030011	Medium - 340 mm	<input type="checkbox"/> JAY030018	Tall - 380 mm	
Upper Thoracic:	<input type="checkbox"/> JAY030013	Short - 420 mm	<input type="checkbox"/> JAY030020	Medium - 460 mm	<input type="checkbox"/> JAY030026 Tall - 500 mm
Shoulder Height:	<input type="checkbox"/> JAY030016	Short - 530 mm	<input type="checkbox"/> JAY030023	Medium - 570 mm	<input type="checkbox"/> JAY030029 Tall - 610 mm
JAY J3 Back - Mid Deep Contour (MDC) (150 mm contour depth)					
Mid Thoracic:	<input type="checkbox"/> JAY030044	Medium - 340 mm	<input type="checkbox"/> JAY030041	Tall - 380 mm	
Upper Thoracic:	<input type="checkbox"/> JAY030045	Short - 420 mm	<input type="checkbox"/> JAY030042	Medium - 460 mm	<input type="checkbox"/> JAY030046 Tall - 500 mm
Shoulder Height:	<input type="checkbox"/> JAY030043	Short - 530 mm	<input type="checkbox"/> JAY030047	Medium - 570 mm	<input type="checkbox"/> JAY030048 Tall - 610 mm
JAY J3 Back - Mid Deep Contour (Extra Deep, 180 mm contour depth)					
Mid Thoracic:			<input type="checkbox"/> JAY030049	Tall - 380 mm	
Upper Thoracic:	<input type="checkbox"/> JAY030050	Medium - 570 mm			
Jay 3 Back - Deep Contour					
Upper Thoracic:	<input type="checkbox"/> JAY030014	Short - 420 mm	<input type="checkbox"/> JAY030021	Medium - 460 mm	<input type="checkbox"/> JAY030027 Tall - 500 mm
Shoulder Height:	<input type="checkbox"/> JAY030017	Short - 530 mm	<input type="checkbox"/> JAY030024	Medium - 570 mm	<input type="checkbox"/> JAY030030 Tall - 610 mm
Jay Easy Back - Posterior Deep Contour					
Mid Thoracic:			<input type="checkbox"/> JAY050037	Tall - 380 mm	
Upper Thoracic:	<input type="checkbox"/> JAY050031	Medium - 460 mm			
Shoulder Height:	<input type="checkbox"/> JAY050032	Short - 530 mm			
WHT030415	<input type="checkbox"/> Whitmyer Headrest, COBRA XTRA, Flip back			(only with JAY J3 Backs)	
WHT030416	<input type="checkbox"/> Whitmyer Headrest, AXYS, Standard			(only with JAY J3 Backs)	
ARMREST AND SIDEGUARDS					
Armrest (choose only one option, not in combination with sideguards; only with 0° camber)					
LI040053	<input type="radio"/> Armrest tool height adjustable, short/long			(not with reclining back)	
LI040054	<input type="checkbox"/> Height adjustable armrest with long and short pad sliding			(not with reclining back)	
LI040110	<input type="checkbox"/> Hemi armpad XL (length: 540 mm; width: 135 mm)			(added; left & right usable)	
LI040111	<input type="checkbox"/> Hemi armpad small (length: 460 mm; width: 105 mm)			(added; left & right usable)	
Height adjustable armrest, one hand operation (not with reclining back)					
LI040058	<input type="checkbox"/> Armpad short (250 mm)				
LI040059	<input type="checkbox"/> Armpad long (310 mm)				
<input type="checkbox"/> Single post height adjustable					
LI040050	<input type="radio"/> Short armpad (250 mm)				
LI040051	<input type="radio"/> Long armpad (360 mm)				
LI040052	<input type="checkbox"/> Single post tool height adjustable, short & long armpad - length adjustable				
Sideguards (not in combination with armrest)					
LI040107	<input type="checkbox"/> Composite detachable				
LI040102	<input type="checkbox"/> Aluminium without fender			(not with recliner)	
LI040103	<input type="checkbox"/> Aluminium with fender			(not with recliner)	
FRAME					
LI010015	<input type="radio"/> Standard frame				
LI010017	<input type="checkbox"/> Neuro frame				
LI090100	<input type="checkbox"/> Crash test option			(required to use the chair as seat in a car)	
CENTER OF GRAVITY (COG) measured from front of back post; choose only one option					
LI070500	<input type="radio"/> Centre of gravity -50 mm (rear wheel extension)			(not with one arm drive)	
COG00	<input type="radio"/> Centre of gravity 0 mm			(not with one arm drive)	
COG10	<input type="radio"/> Centre of gravity 10 mm			(not with one arm drive)	
COG20	<input type="radio"/> Centre of gravity 20 mm			(not with one arm drive)	
COG30	<input type="radio"/> Centre of gravity 30 mm				
COG40	<input type="radio"/> Centre of gravity 40 mm			(not with one arm drive)	
COG50	<input type="radio"/> Centre of gravity 50 mm			(not with one arm drive)	
FRAME ACCESSORIES					
LI090010	<input type="checkbox"/> Transit wheels (pair)			(not with crutch holder, tip assist and swing away anti tip)	
Tip assist & crutch holder (1)					
LI090001	<input type="checkbox"/> Tip assist left	LI090002	<input type="checkbox"/> Tip assist right		
LI090003	<input type="checkbox"/> Tip assist pair				
LI090009	<input type="checkbox"/> Crutch holder			(only in combination with tip assist)	
(1) Two anti tip tubes swing away cannot be combined with tip assist.					For more information www.SunriseMedical.eu © Sunrise Medical 2023

JAY BACKS



Jay 3 Back
Mid Contour



Jay 3 Back
Mid Deep Contour

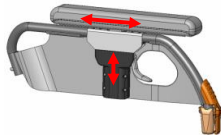


Jay 3 Back
Deep Contour

ARMREST AND SIDEGUARDS



Armrest tool height
adjustable



Height adjustable armrest
with long/short pad



Single post height
adjustable



Single post tool height
adjustable



Hemi armpad



Height adjustable armrest,
one hand operation

Frame



Standard frame



Neuro Frame

Life i				● = Standard ○ = No cost option □ = Cost option		Price in €
Anti-tip tubes, swing-away & plug in						
LI090004	□	Anti tip swing away left	LI090005	□	Anti tip swing away right	(not with travel wheels)
LI090006	□	Anti tip swing away pair				
LI090042	□	Anti tip plug in left	LI090043	□	Anti tip plug in right	
LI090044	□	Anti tip plug in pair				
HANGERS & FOOTPLATES						
Aluminum hanger						
LI050002	○	70° Hanger				
LI050001	●	80° Hanger				
LI050041	○	90° Hanger				(not with 6" & 7")
LI050005	□	Hanger, aluminium, swing-away, Pair				
LI050006	□	Hanger, aluminium, swing-away, LH	LI050007	□	Hanger, aluminium, swing-away, RH	
Composite hanger						
LI050002	○	70° Hanger				
LI050001	●	80° Hanger				
LI050005	□	Hanger, composit, swing-away, pair				
LI050003	□	Hanger, composit, swing-away, LH	LI050004	□	Hanger, composit, swing-away, RH	
Elevating Legrest (ELR) (only with composite footplate)						
LI050011	□	Hanger, aluminium, flip-up (0° - 90°), swing-away, Pair				(only from SW 380 mm)
LI050009	□	Hanger, aluminium, flip-up (0° - 90°), swing-away, LH				
LI050010	□	Hanger, aluminium, flip-up (0° - 90°), swing-away, RH				
Amputee Support Pad						
LI050014	□	Amputee support, left				
LI050013	□	Amputee support, right				
LI050012	□	Amputee support, pair				
Footplate						
LI050020	●	Footboard, divided, composit, angle-adjustable, flip-up (sideways), heel loop, black				(1)
LI050022	□	Footboard, divided, aluminum, angle-adjustable, flip-up (sideways), heel loop, black				(from LLL 360 mm)
LI050023	□	Footboard, platform, aluminum, angle-adjustable, flip-up (sideways), heel loop, black				(2)
LOWER LEG LENGTH (LLL) - LLL has to be 25 mm lower than front seat height; all measurements in mm						
<div> <input type="radio"/> 340 <input type="radio"/> 350 <input type="radio"/> 360 <input type="radio"/> 370 <input type="radio"/> 380 <input type="radio"/> 390 <input type="radio"/> 400 <input type="radio"/> 410 <input type="radio"/> 420 <input type="radio"/> 430 <input type="radio"/> 440 <input type="radio"/> 450 <input type="radio"/> 460 <input type="radio"/> 470 <input type="radio"/> 480 <input type="radio"/> 490 <input type="radio"/> 500 </div>						
FORK (compare with your choice on the first page)						
LI080029	●	Fork Aluminium, black				
	LI080042	□	Colour Cast. Fork Silver	LI080043	□	Colour Cast. Fork Orange
LI080101	□	Hemi kit				(Not in combination with 7" castors; standard frame only)
CASTOR (compare with your choice on the first page)						
LI080301	○	Castor, solid (hard), rim: composite, black				
LI080302	○	Castor, solid (soft), rim: composite, black				(only for 5" & 6" castors)
LI080305	○	Castor, pneumatic, rim: composite, black				(only for 6" & 7" castors)
REAR WHEELS (compare with your choice on the first page; choose only one wheel type)						
LI070000	○	Whithout wheels				
LI070001	○	Rear wheel, Universal, 36 spokes (silver), cross-wise spokes				
LI070002	○	Rear wheel, Design, 36 spokes (silver), straight spokes				(only 24")
LI070003	○	Rear wheel, Lightweight, 24 spokes (silver), straight spokes				(max. user weight: 125 kg)
LI070008	□	Rear wheel, drum brakes, 36 spokes (silver), cross-wise spokes				(only with 0° camber)
One-hand operation						
LI070401	□	Rear wheel, one-hand operation, 36 spokes, cross-spoked, left actuation				(3)
LI070402	□	Rear wheel, one-hand operation, 36 spokes, cross-spoked, right actuation				(3)
(1) pair; from LLL 340 mm; only from SW 360 mm						For more information www.SunriseMedical.eu © Sunrise Medical 2023
(2) from LLL 360 mm; not in combination with ELR						
(3) only with aluminium handrim, 0° camber						

HANGERS & FOOTPLATES



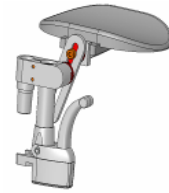
Aluminum hanger, 90°



Composite hanger



Elevating legrest



Amputee Support Pad



Divided angle adjustable
footplates composite



Divided, angle adj depth
adjustable, aluminum



Platform, angle and depth
adjustable, flip up, aluminum

Fork



Fork Aluminium,
black, orange & silver

69

REAR WHEELS & TYRES



Universal cross spoked



Design wheel



Lightweight wheel



Right Run Tyre



Solid Tyre



Marathon Plus
Evolution



Supergrip



Max Grepp



Ellipse 3R Handrim

Life i		● = Standard ○ = No cost option □ = Cost option		Price in €
TYRES (choose only one tyre type)				
LI1070101	○ Tyre, pneumatic, fine profile, Schwalbe Right Run			
LI1070102	○ Tyre, puncture proof, tread			
LI1070104	□ Tyre, pneumatic, puncture proof, tread, Schwalbe Marathon Plus Evolution			
HANDRIM				
LI1070204	○ Handrims, stainless steel, silver			
LI1070202	○ Handrims, aluminium, anodised, silver			
LI1070201	○ Handrims, aluminium, powder-coated, clear			
LI1070203	□ Handrims, aluminium, powder-coated, coloured			
LI1070207	□ Handrims, Supergrip ® (22" only with universal and drum brake wheels)			
LI1070208	□ Handrims, Maxgrepp ® (only handrim mounting wide)			
LI1070212	□ Handrims, Ellipse 3R, black (ergonomic handrims with rubber-strip, 24" and 25" only)			
Handrim mount				
LI1070307	□ Handrim mount, super narrow = 7 mm (only with stainless steel)			
LI1070317	● Handrim mount, narrow = 17 mm (12,5 mm with lightweight wheels, not with Maxgrepp)			
LI1070327	○ Handrim mount, wide = 27 mm (not with lightweight wheel and alu handrim)			
Handrim Cover				
LI1070250	□ Handrim cover, silicon			
WHEEL CAMBER (choose only one option; Armrests only with 0°)				
LI1070600	● Wheel camber 0°			
LI1070603	○ Wheel camber 3° (not with drumbrake wheel, one arm drive)			
SPOKE GUARDS				
LI1070831	□ Transparent			
	LI1070813 □ Glaktica			
LI1070823	□ Princess	LI1070818	□ Jungle Fever	
LI1070816	□ Happy Lions			
LI1070819	□ Monkeys	LI1070821	□ Pirates	LI1070811
LI1070820	□ Oriental			□ Feather
LI1070829	□ Superhero	LI1070814	□ Graffiti	LI1070806
LI1070817	□ Hot Wheels	LI1070802	□ Basketball	LI1070803
LI1070822	□ Pool	LI1070812	□ Flying Water	LI1070828
LI1070827	□ Silk			□ Space
LI1070830	□ Tiger	LI1070833	□ Zebra	
WHEEL LOCKS (choose only one option)				
LI1060002	● Knee lever wheel lock			
LI1060010	□ Extension for knee lever wheel lock, slip-on, swing-away			
Push to lock, one-arm way				
LI1060015	□ Push to lock, one-arm way, left actuation			
LI1060016	□ Push to lock, one-arm way, right actuation			
ACCESSORIES				
LI1090000	● Tool kit			
LI1090025	□ Air pump			
LI1090024	□ High pressure pump			
LI1090030	□ Back pack			
LI1090026	□ Mobile phone pocket			
				For more information www.SunriseMedical.eu © Sunrise Medical 2023

WHEEL LOCKS



Knee lever wheel lock



Extension for knee lever wheel lock, slip-on and swing away

ACCESSORIES



Tool kit



Back pack



High pressure pump



Air pump




Mobile phone pocket

TRAYS



Half side tray

Life i		● = Standard ○ = No cost option □ = Cost option	Price in €
TRAYS			
Swing away tray			
LII090012	<input type="checkbox"/>	Swing away tray, left side mounted	(only with armrest height adjustable, from SW 400 mm)
LII090013	<input type="checkbox"/>	Swing away tray, right side mounted	(only with armrest height adjustable, from SW 400 mm)
Half side tray			
LII090045	<input type="checkbox"/>	Half side tray, left side mounted	(only with armrest height adjustable)
LII090046	<input type="checkbox"/>	Half side tray, right side mounted	(only with armrest height adjustable)
LII090011	<input type="checkbox"/>	Slide on tray	(SW 380 mm to 480 mm)
COLOURS ⁽¹⁾ Please consult our colour catalogue to review your colour choice			
	Frame	Handrim	Hub/rim Fork
02 Brilliant Silver	<input type="checkbox"/>	<input type="checkbox"/>	<input type="checkbox"/>
16 Matt Marine	<input type="checkbox"/>	<input type="checkbox"/>	<input type="checkbox"/>
31 Matt Black	<input type="checkbox"/>	<input type="checkbox"/>	<input type="checkbox"/>
32 Signal White	<input type="checkbox"/>	<input type="checkbox"/>	<input type="checkbox"/>
34 Dark Chocolate Meta	<input type="checkbox"/>	<input type="checkbox"/>	<input type="checkbox"/>
35 Skyblue	<input type="checkbox"/>	<input type="checkbox"/>	<input type="checkbox"/>
36 Cyan-Metallic	<input type="checkbox"/>	<input type="checkbox"/>	<input type="checkbox"/>
37 Marsred (Orange)	<input type="checkbox"/>	<input type="checkbox"/>	<input type="checkbox"/>
42 Matt-Anthracite	<input type="checkbox"/>	<input type="checkbox"/>	<input type="checkbox"/>
46 Mamba Green (new)	<input type="checkbox"/>	<input type="checkbox"/>	<input type="checkbox"/>
15 Brilliant Marine	<input type="checkbox"/>	<input type="checkbox"/>	<input type="checkbox"/>
22 Brilliant Red	<input type="checkbox"/>	<input type="checkbox"/>	<input type="checkbox"/>
40 Kiwi	<input type="checkbox"/>	<input type="checkbox"/>	<input type="checkbox"/>
03 Silver Matt	<input type="checkbox"/>	<input type="checkbox"/>	<input type="checkbox"/>
06 Sun Yellow	<input type="checkbox"/>	<input type="checkbox"/>	<input type="checkbox"/>
14 Blue	<input type="checkbox"/>	<input type="checkbox"/>	<input type="checkbox"/>
19 Brilliant Purple	<input type="checkbox"/>	<input type="checkbox"/>	<input type="checkbox"/>
21 Red Ruby	<input type="checkbox"/>	<input type="checkbox"/>	<input type="checkbox"/>
23 Matt Red	<input type="checkbox"/>	<input type="checkbox"/>	<input type="checkbox"/>
24 Tutti Frutti Orange	<input type="checkbox"/>	<input type="checkbox"/>	<input type="checkbox"/>
27 Graphitemetallic	<input type="checkbox"/>	<input type="checkbox"/>	<input type="checkbox"/>
29 Black	<input type="checkbox"/>	<input type="checkbox"/>	<input type="checkbox"/>
33 Pink	<input type="checkbox"/>	<input type="checkbox"/>	<input type="checkbox"/>
41 Flamingo-Glitter	<input type="checkbox"/>	<input type="checkbox"/>	<input type="checkbox"/>
46 Mamba Green (new)	<input type="checkbox"/>	<input type="checkbox"/>	<input type="checkbox"/>
(1) Handrim: only with handrim colour powder coated; Hub/rim: only for universal wheel 22", 24"			
STICKER COLOURS			
LII100550	<input type="checkbox"/>	Sticker colour - black	-
LII100551	<input type="checkbox"/>	Sticker colour - silver	-
Comments for special build - please apply for a quote; lead time conditions my change.			
			
Quickie Life i - Basic Price			€
Option price		 €
Packaging and transport		 €
Exclusive VAT		 €
VAT.		 €
Total Price		 €
Sunrise Medical Customer Service Address: Kahlbachring 2-4, D-69254 Malsch/Heidelberg Tel. +497253 980-0 Fax. +497253 980-222			For more information visit our webpage www.SunriseMedical.eu © Sunrise Medical 2023
E-mail: export@sunrisemedical.de			Website: www.sunrisemedical.eu